




2nd FEEDER World Championship Watersportbaan - Ghent - Belgium

Date 08-07-2012

FINAL TEAM CLASSIFICATION



Class. (final)	Nation		Penalties (Total)	Team Penalties (1st day / 2nd day)	Competitors Penalties	Weight (total)	Weight (best)	Fish (total)
1	Netherland		53,0	26,0- 27,0	1 2 4 9 10 2 2 2 10 11	52.864	9.526	192,0
2	Hungary		58,0	25,0- 33,0	2 3 3 6 11 1 4 6 6 16	52.818	11.692	383,0
3	England		61,0	32,0- 29,0	1 3 4 5 19 3 5 7 7 7	46.386	9.157	193,0
4	Ukraine		67,0	23,0- 44,0	2 2 6 6 7 1 2 8 14 19	43.293	7.853	143,0
5	Italy		80,0	48,0- 32,0	4 5 8 10 21 1 1 2 8 20	52.164	14.044	109,0
6	Austria		84,0	32,0- 52,0	3 3 5 8 13 3 5 8 14 22	35.413	5.761	64,0
7	Belgium		87,0	30,0- 57,0	1 2 5 10 12 8 9 10 13 17	37.923	7.677	57,0
8	Russia		89,0	58,0- 31,0	9 9 11 14 15 1 3 4 5 18	35.223	6.496	88,0
9	Moldova		102,0	52,0- 50,0	4 4 10 12 22 7 8 9 11 15	28.972	5.505	247,0
10	Germany		113,0	64,0- 49,0	1 9 17 17 20 4 6 7 15 17	35.557	13.751	78,0
11	France		126,0	40,0- 86,0	1 7 8 11 13 10 11 21 22 22	26.057	9.452	104,0
12	Serbia		128,0	80,0- 48,0	7 16 19 19 19 3 5 12 13 15	24.605	5.879	93,0
13	Romania		128,0	75,0- 53,0	8 15 16 18 18 4 9 12 12 16	21.030	6.814	234,0
14	Estonia		131,0	54,0- 77,0	5 7 8 15 19 4 13 19 19 22	21.647	4.507	50,0
15	Sweden		132,0	58,0- 74,0	6 7 14 15 16 10 12 16 18 18	18.415	4.252	95,0
16	South-Africa		133,0	81,0- 52,0	10 16 17 18 20 5 6 11 13 17	22.928	4.880	69,0
17	Slovakia		134,0	66,0- 68,0	12 12 13 14 15 3 14 16 17 18	21.198	7.729	335,0
18	Belarus		135,0	62,0- 73,0	6 9 13 13 21 6 11 15 20 21	21.617	5.238	53,0
19	Denmark		153,0	83,0- 70,0	14 14 17 17 21 9 10 13 17 21	15.565	4.408	101,0
20	Ireland		175,0	88,0- 87,0	11 16 18 21 22 12 14 19 20 22	12.091	3.442	131,0
21	Spain		175,0	94,0- 81,0	11 20 20 21 22 9 15 16 20 21	11.149	4.813	156,0
22	Czech Republic		186,0	94,0- 92,0	12 18 20 22 22 14 18 19 20 21	6.393	1.521	65,0

Time
16:36:01

President of Jury



2nd FEEDER World Championship

Watersportbaan - Ghent - Belgium



FINAL INDIVIDUAL CLASSIFICATION



Class. (final)	Competitor		Team (Nation)		Penalties (Total)	Placing (1st day / 2nd day)	Weight (total)	Weight (best)	Fish (total)	Nr. (tot.)	Legs played
1	Erdei	Attila	Hungary		3,0	2 - 1	18.827	11.692	67	31	2
2	Van der Stadt	Arnout	Netherland		4,0	2 - 2	14.933	8.367	30	31	2
3	Caruso	Andrea	Italy		5,0	4 - 1	11.733	8.348	16	35	2
4	De Pascalis	Angelo	Italy		6,0	5 - 1	19.309	14.044	49	9	2
5	Strashnyi	Oleksii	Ukraine		7,0	6 - 1	12.364	7.853	13	27	2
6	Ringer	Steve	England		7,0	4 - 3	10.089	5.525	48	23	2
7	Ringer	Phil	England		8,0	1 - 7	12.427	9.157	17	11	2
8	Hackl	Peter	Austria		8,0	5 - 3	10.145	5.502	14	30	2
9	Kasper	Anton	Austria		8,0	3 - 5	9.799	5.761	16	44	2
10	Buglak	Ievgen	Ukraine		8,0	6 - 2	9.598	5.220	10	31	2
11	Novák	János	Hungary		9,0	3 - 6	9.211	5.890	81	20	2
12	Marchese	Manuel	Italy		10,0	8 - 2	14.299	10.419	26	31	2
13	Barlow	Dean	England		10,0	3 - 7	11.490	6.270	24	22	2
14	Dome	Gabor	Hungary		10,0	6 - 4	11.132	6.383	81	30	2
15	Veljkovic	Dusan	Serbia		10,0	7 - 3	10.098	5.879	14	41	2
16	Veselovskyi	Ihor	Ukraine		10,0	2 - 8	9.302	6.460	13	33	2
17	Vials	Mick	England		10,0	5 - 5	9.107	6.254	23	27	2
18	Dumchev	Andrey	Russia		10,0	9 - 1	8.522	6.021	20	20	2
19	Van der Willik	Peter	Netherland		11,0	1 - 10	13.458	9.526	44	28	2
20	Mamaliga	Serghei	Moldova		11,0	4 - 7	10.074	5.389	12	12	2
21	Wauters	Jean Pierre	Belgium		11,0	2 - 9	9.832	7.677	13	24	2

Time
16:44:00

President of Jury



2nd FEEDER World Championship

Watersportbaan - Ghent - Belgium



FINAL INDIVIDUAL CLASSIFICATION



Class. (final)	Competitor		Team (Nation)		Penalties (Total)	Placing (1st day / 2nd day)	Weight (total)	Weight (best)	Fish (total)	Nr. (tot.)	Legs played
22	Angerer	Kurt	Austria		11,0	3 - 8	8.871	5.162	15	15	2
23	Roskam	Henk	Netherland		11,0	9 - 2	8.331	6.396	47	28	2
24	Fadeev	Alexey	Russia		12,0	9 - 3	9.135	6.496	10	32	2
25	Nepomnjastsi	Oleg	Estonia		12,0	8 - 4	7.641	4.526	11	17	2
26	Sokalau	Siarhei	Belarus		15,0	9 - 6	8.755	5.238	8	15	2
27	De Bruyn	Michel	Belgium		15,0	5 -10	7.438	5.233	11	31	2
28	Koot	Leo	Netherland		15,0	4 -11	7.016	4.868	47	6	2
29	Kricke	Kurt	Germany		16,0	1 -15	14.935	13.751	22	9	2
30	Ponya	Alexander	Slovakia		17,0	14 - 3	9.543	7.729	72	30	2
31	Bodea	Marius	Romania		17,0	8 - 9	4.485	2.470	87	20	2
32	Geerlandt	Geert	Belgium		18,0	1 -17	7.899	7.083	7	34	2
33	Lacomme	Daniel	France		18,0	8 -10	7.641	4.098	25	24	2
34	Snoeck	Jan	Belgium		18,0	10 - 8	6.921	4.650	17	21	2
35	Cathelin	Christophe	France		18,0	7 -11	4.139	2.395	21	37	2
36	Vidó	Ferenc	Hungary		19,0	3 -16	8.259	6.940	46	6	2
37	Rudenko	Aleksandr	Russia		19,0	14 - 5	7.357	6.484	27	39	2
38	Ursu	Vladimír	Moldova		19,0	4 -15	7.255	5.505	39	23	2
39	Osipenko	Oleg	Russia		19,0	15 - 4	6.327	4.941	15	23	2
40	Fraseniuc	Ivan	Moldova		20,0	12 - 8	5.082	2.687	122	14	2
41	Willemse	Casper J.	South-Africa		21,0	10 -11	7.569	3.806	8	19	2
42	Levytskyi	Oleg	Ukraine		21,0	7 -14	6.941	4.438	8	16	2

Time
16:44:01

President of Jury



2nd FEEDER World Championship

Watersportbaan - Ghent - Belgium



FINAL INDIVIDUAL CLASSIFICATION



Class. (final)	Competitor		Team (Nation)		Penalties (Total)	Placing (1st day / 2nd day)	Weight (total)	Weight (best)	Fish (total)	Nr. (tot.)	Legs played
43	Zammataro	Michael	Germany		21,0	17 - 4	6.499	5.005	10	18	2
44	Foord	Neville Johan	South-Africa		21,0	16 - 5	6.479	4.880	22	12	2
45	Boiev	Oleg	Ukraine		21,0	2 -19	5.088	4.027	99	4	2
46	Pirau	Vladimir	Moldova		21,0	10 -11	3.780	2.015	63	20	2
47	Peer	Arthur	Austria		22,0	8 -14	4.618	3.410	14	25	2
48	Da Silva	Jacky	France		23,0	1 -22	9.598	9.452	20	35	2
49	Eriksen	Flemming	Denmark		23,0	14 - 9	6.450	4.408	12	33	2
50	Bezuidenhout	Andre	South-Africa		23,0	17 - 6	4.523	3.601	9	23	2
51	Krahman	Aleksei	Estonia		24,0	5 -19	4.880	4.507	16	27	2
52	Czyborra	Markus	Germany		24,0	17 - 7	3.854	3.302	12	27	2
53	Carlsson	Patrik	Sweden		24,0	14 -10	3.830	2.193	40	22	2
54	Stridh	Jonas	Sweden		24,0	6 -18	3.207	2.621	13	34	2
55	Van Waelderren	Franck	Belgium		25,0	12 -13	5.833	3.139	9	18	2
56	Kersley	Anthony	Ireland		25,0	11 -14	5.710	3.442	43	28	2
57	Magnusson	Lars-Erik	Sweden		25,0	7 -18	5.701	4.252	10	9	2
58	Kukielka	Mathias	Germany		26,0	9 -17	4.867	3.861	19	22	2
59	Pivavarau	Aliaksandr	Belarus		26,0	6 -20	4.671	4.280	21	29	2
60	Zelenak	Milan	Slovakia		26,0	12 -14	3.337	1.954	79	22	2
61	Petrisor	Adrian	Romania		27,0	15 -12	4.039	2.436	58	21	2
62	Rodriguez M.	Angel Vicente	Spain		27,0	11 -16	3.468	2.294	74	24	2
63	Agejev	Aleksandr	Estonia		28,0	15 -13	4.194	2.349	10	11	2

Time
16:44:01

President of Jury



2nd FEEDER World Championship

Watersportbaan - Ghent - Belgium



FINAL INDIVIDUAL CLASSIFICATION



Class. (final)	Competitor		Team (Nation)		Penalties (Total)	Placing (1st day / 2nd day)	Weight (total)	Weight (best)	Fish (total)	Nr. (tot.)	Legs played
64	Kostadinovic	Nenad	Serbia		28,0	16 -12	4.010	3.264	13	8	2
65	Benzar	Zsolt	Romania		28,0	16 -12	3.553	1.902	24	29	2
66	Martin	Colin	Ireland		28,0	16 -12	3.207	1.930	33	26	2
67	Hardziyenka	Andrei	Belarus		28,0	13 -15	3.137	1.815	9	21	2
68	Rikardsson	Inge	Sweden		28,0	16 -12	2.795	1.578	8	24	2
69	Granados L.	Antonio	Spain		29,0	20 - 9	5.065	4.813	10	35	2
70	Kryuchkov	Alexey	Russia		29,0	11 -18	3.882	3.404	16	8	2
71	Zabashta	Dmitri	Estonia		29,0	7 -22	3.876	3.817	8	19	2
72	Sykora	Stanislav	Slovakia		29,0	13 -16	3.720	2.065	63	35	2
73	Mariotti	Stefano	Italy		30,0	10 -20	3.544	3.417	14	10	2
74	Galgāci	Milos	Slovakia		30,0	12 -18	2.985	2.250	78	23	2
75	Percival	Timothy	Denmark		30,0	17 -13	2.684	1.822	44	28	2
76	Stepnicka	Milan	Czech Republic		30,0	12 -18	2.206	1.521	14	14	2
77	Bengtsson	Roger	Sweden		31,0	15 -16	2.882	1.726	24	7	2
78	Alexeico	Serghei	Moldova		31,0	22 - 9	2.781	2.336	11	26	2
79	Iversen	Carlo	Denmark		31,0	21 -10	2.276	2.051	21	14	2
80	Paliashchuk	Siarhei	Belarus		32,0	21 -11	3.616	3.314	9	10	2
81	Cuckic	Sasa	Serbia		32,0	19 -13	3.228	1.829	35	13	2
82	Stepnicka	Radek	Czech Republic		32,0	18 -14	2.083	1.103	13	14	2
83	Melichār	Milan	Slovakia		32,0	15 -17	1.613	870	43	26	2
84	Noiret	Hervé	France		33,0	11 -22	2.213	2.018	27	9	2

Time
16:44:01

President of Jury



2nd FEEDER World Championship

Watersportbaan - Ghent - Belgium



FINAL INDIVIDUAL CLASSIFICATION



Class. (final)	Competitor		Team (Nation)		Penalties (Total)	Placing (1st day / 2nd day)	Weight (total)	Weight (best)	Fish (total)	Nr. (tot.)	Legs played
85	Todorovic	Predrag	Serbia		34,0	19 -15	2.739	1.994	21	16	2
86	Kjerside	Elo	Denmark		34,0	17 -17	2.059	1.441	13	28	2
87	Brola	Cosmin	Romania		34,0	18 -16	1.452	746	32	29	2
88	Rosin	Aliaksandr	Belarus		34,0	13 -21	1.438	1.376	6	14	2
89	Hojsgaard	Reijn	Denmark		35,0	14 -21	2.096	1.858	11	21	2
90	Eekhout	Jeffery J.	South-Africa		35,0	18 -17	2.000	1.584	13	44	2
91	Zettl	Andreas	Austria		35,0	13 -22	1.980	1.884	5	23	2
92	Tamarit Isabel	Luis	Spain		36,0	21 -15	1.261	936	40	33	2
93	Balcombe	John	Ireland		38,0	18 -20	1.815	1.491	18	20	2
94	Kulikov	Igor	Estonia		38,0	19 -19	1.056	712	5	33	2
95	Ouredníček	Jirí	Czech Republic		39,0	20 -19	1.001	573	19	30	2
96	Labrador Muñoz	Carlos	Spain		41,0	20 -21	950	502	22	27	2
97	Bromovský	Petr	Czech Republic		42,0	22 -20	734	709	6	27	2
98	Nogues Delgado	Sergio	Spain		42,0	22 -20	405	353	10	21	2
99	Leese	Paul	Ireland		43,0	21 -22	810	482	21	31	2
100	Chalupa	Ladislav	Czech Republic		43,0	22 -21	369	290	13	24	2
101	Ekkelenkamp	Dirk	Netherland		24,0	22 - 2	6.535	6.535	14	16	1
102	Dobrean	Florin	Romania		26,0	22 - 4	6.814	6.814	8	21	1
103	Milošević	Vladan	Serbia		27,0	22 - 5	4.027	4.027	4	10	1
104	Krawczyk	Marco	Germany		28,0	22 - 6	5.031	5.031	7	10	1
105	Németh	Balász	Hungary		28,0	22 - 6	3.787	3.787	73	6	1

Time
16:44:01

President of Jury



2nd FEEDER World Championship

Watersportbaan - Ghent - Belgium



FINAL INDIVIDUAL CLASSIFICATION



Class. (final)	Competitor		Team (Nation)		Penalties (Total)	Placing (1st day / 2nd day)	Weight (total)	Weight (best)	Fish (total)	Nr. (tot.)	Legs played
106	Pickering	Tom	England		29,0	22 - 7	2.821	2.821	69	4	1
107	De Pascalis	Massimiliano	Italy		30,0	22 - 8	2.381	2.381	2	12	1
108	Lejrik	Theo	Netherland		32,0	10 -22	2.591	2.591	10	22	1
109	Sivák	Mátyás	Hungary		33,0	11 -22	1.602	1.602	35	5	1
110	Pubilier	Patrick	France		35,0	13 -22	2.116	2.116	4	9	1
111	Bekker	Frederick R.W	South-Africa		35,0	22 -13	1.287	1.287	10	2	1
112	Butu	Razvan	Romania		40,0	18 -22	687	687	25	2	1
113	Jovovic	Nebojša	Serbia		41,0	19 -22	503	503	6	10	1
114	Cox	Darren	England		41,0	19 -22	452	452	12	14	1
115	Baker	Roger	Ireland		41,0	22 -19	383	383	12	20	1
116	Steyn	Theunis L.	South-Africa		42,0	20 -22	1.070	1.070	7	12	1
117	Chmiela	Markus	Germany		42,0	20 -22	371	371	8	9	1
118	Maggiali	Maurizio	Italy		43,0	21 -22	898	898	2	21	1
119	Burckenstock	Patrice	France		43,0	22 -21	350	350	7	14	1
120	Sweeney	Brenton	Ireland		44,0	22 -22	166	166	4	8	1

Time
16:44:01

President of Jury



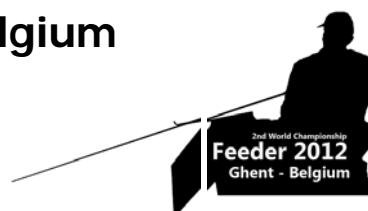
2nd FEEDER World Championship



Watersportbaan - Ghent - Belgium

Date 08-07-2012

Leg nr. 2



TEAM CLASSIFICATION

Class. (by day)	Team (Nation)		Penalties (Team Tot.)	Penalties (competitors)	Weight (Team total)	Fishes (total)
1	Netherland		27	2 - 2 - 2 -10 -11	25.577	91
2	England		29	3 - 5 - 7 - 7 - 7	22.129	138
3	Russia		31	1 - 3 - 4 - 5 -18	24.420	44
4	Italy		32	1 - 1 - 2 - 8 -20	35.319	44
5	Hungary		33	1 - 4 - 6 - 6 -16	26.502	192
6	Ukraine		44	1 - 2 - 8 -14 -19	19.479	28
7	Serbia		48	3 - 5 -12 -13 -15	16.993	17
8	Germany		49	4 - 6 - 7 -15 -17	15.528	36
9	Moldova		50	7 - 8 - 9 -11 -15	13.473	126
10	Austria		52	3 - 5 - 8 -14 -22	16.006	33
11	South-Africa		52	5 - 6 -11 -13 -17	15.158	34
12	Romania		53	4 - 9 -12 -12 -16	14.368	123
13	Belgium		57	8 - 9 -10 -13 -17	12.965	25
14	Slovakia		68	3 -14 -16 -17 -18	12.245	105
15	Denmark		70	9 -10 -13 -17 -21	9.137	42
16	Belarus		73	6 -11 -15 -20 -21	10.327	35
17	Sweden		74	10 -12 -16 -18 -18	6.962	70
18	Estonia		77	4 -13 -19 -19 -22	8.019	28
19	Spain		81	9 -15 -16 -20 -21	7.724	78
20	France		86	10 -11 -21 -22 -22	6.533	39
21	Ireland		87	12 -14 -19 -20 -22	5.233	84
22	Czech Republic		92	14 -18 -19 -20 -21	3.237	35

Time
16:44:32

President of Jury
Claudio Matteoli



2nd FEEDER World Championship




Watersportbaan - Ghent - Belgium

Date 08-07-2012

Leg nr. 2

INDIVIDUAL CLASSIFICATION



Class. (Day)	Competitor Angling		Team (Nation)		Classification by sector	Fishes	Weight (gr)	Back Number	Note
1	De Pascalis	Angelo	Italy		1	16	14.044	1	
2	Erdei	Attila	Hungary		1	34	11.692	17	
3	Caruso	Andrea	Italy		1	8	8.348	19	
4	Strashnyi	Oleksii	Ukraine		1	8	7.853	16	
5	Dumchev	Andrey	Russia		1	12	6.021	3	
6	Marchese	Manuel	Italy		2	12	10.419	19	
7	Van der Stadt	Arnout	Netherland		2	18	6.566	17	
8	Ekkelenkamp	Dirk	Netherland		2	14	6.535	16	
9	Roskam	Henk	Netherland		2	23	6.396	19	
10	Buglak	Ievgen	Ukraine		2	6	5.220	11	
11	Ponya	Alexander	Slovakia		3	12	7.729	22	
12	Fadeev	Alexey	Russia		3	7	6.496	21	
13	Veljkovic	Dusan	Serbia		3	5	5.879	22	
14	Hackl	Peter	Austria		3	10	5.502	22	
15	Ringer	Steve	England		3	36	4.564	17	
16	Dobrean	Florin	Romania		4	8	6.814	21	
17	Dome	Gabor	Hungary		4	10	6.383	20	
18	Zammataro	Michael	Germany		4	5	5.005	13	
19	Osipenko	Oleg	Russia		4	8	4.941	20	
20	Nepomnjastsi	Oleg	Estonia		4	4	4.526	4	
21	Rudenko	Aleksandr	Russia		5	9	6.484	18	
22	Vials	Mick	England		5	18	6.254	17	
23	Foord	Neville Johan	South-Africa		5	11	4.880	3	
24	Kasper	Anton	Austria		5	6	4.038	22	
25	Milošević	Vladan	Serbia		5	4	4.027	10	
26	Sokalau	Siarhei	Belarus		6	5	5.238	14	
27	Krawczyk	Marco	Germany		6	7	5.031	10	
28	Németh	Balász	Hungary		6	73	3.787	6	
29	Bezuidenhout	Andre	South-Africa		6	5	3.601	6	
30	Novák	János	Hungary		6	39	3.321	2	

Time
16:44:57

President of Jury



2nd FEEDER World Championship




Watersportbaan - Ghent - Belgium

Date 08-07-2012

Leg nr. 2

INDIVIDUAL CLASSIFICATION



Class. (Day)	Competitor Angling		Team (Nation)		Classification by sector	Fishes	Weight (gr)	Back Number	Note
31	Barlow	Dean	England		7	9	5.220	3	
32	Mamaliga	Serghei	Moldova		7	5	4.685	9	
33	Czyborra	Markus	Germany		7	6	3.302	13	
34	Ringer	Phil	England		7	6	3.270	9	
35	Pickering	Tom	England		7	69	2.821	4	
36	Angerer	Kurt	Austria		8	6	5.162	11	
37	Snoeck	Jan	Belgium		8	7	4.650	18	
38	Veselovskyi	Ihor	Ukraine		8	6	2.842	18	
39	Fraseniuc	Ivan	Moldova		8	63	2.687	5	
40	De Pascalis	Massimiliano	Italy		8	2	2.381	12	
41	Granados L.	Antonio	Spain		9	6	4.813	20	
42	Eriksen	Flemming	Denmark		9	6	4.408	13	
43	Bodea	Marius	Romania		9	50	2.470	13	
44	Alexeico	Serghei	Moldova		9	2	2.336	8	
45	Wauters	Jean Pierre	Belgium		9	7	2.155	8	
46	Lacomme	Daniel	France		10	11	4.098	11	
47	Van der Willik	Peter	Netherland		10	24	3.932	10	
48	De Bruyn	Michel	Belgium		10	5	2.205	21	
49	Carlsson	Patrik	Sweden		10	31	2.193	11	
50	Iversen	Carlo	Denmark		10	15	2.051	11	
51	Willemse	Casper J.	South-Africa		11	4	3.806	15	
52	Paliashchuk	Siarhei	Belarus		11	6	3.314	4	
53	Koot	Leo	Netherland		11	12	2.148	1	
54	Pîrau	Vladimír	Moldova		11	24	2.015	7	
55	Cathelin	Christophe	France		11	12	1.744	19	
56	Kostadinovic	Nenad	Serbia		12	4	3.264	7	
57	Petrisor	Adrian	Romania		12	39	2.436	5	
58	Martin	Colin	Ireland		12	30	1.930	10	
59	Benzar	Zsolt	Romania		12	8	1.902	9	
60	Rikardsson	Inge	Sweden		12	6	1.578	9	

Time
16:44:57

President of Jury



2nd FEEDER World Championship




Watersportbaan - Ghent - Belgium

Date 08-07-2012

Leg nr. 2

INDIVIDUAL CLASSIFICATION



Class. (Day)	Competitor Angling	Team (Nation)		Classification by sector	Fishes	Weight (gr)	Back Number	Note
61	Van Waelderen Franck	Belgium		13	5	3.139	12	
62	Agejev Aleksandr	Estonia		13	5	2.349	3	
63	Cuckic Sasa	Serbia		13	2	1.829	7	
64	Percival Timothy	Denmark		13	9	1.822	21	
65	Bekker Frederick R.W	South-Africa		13	10	1.287	2	
66	Levytskyi Oleg	Ukraine		14	4	2.503	9	
67	Kersley Anthony	Ireland		14	19	2.268	15	
68	Zelenák Milan	Slovakia		14	28	1.383	18	
69	Peer Arthur	Austria		14	10	1.208	12	
70	Stepnicka Radek	Czech Republic		14	4	980	12	
71	Todorovic Predrag	Serbia		15	2	1.994	1	
72	Ursu Vladimír	Moldova		15	32	1.750	1	
73	Hardziyenka Andrei	Belarus		15	5	1.322	2	
74	Kricke Kurt	Germany		15	7	1.184	8	
75	Tamarit Isabel	Spain		15	29	936	21	
76	Sykora Stanislav	Slovakia		16	37	1.655	14	
77	Vidó Ferenc	Hungary		16	36	1.319	5	
78	Rodriguez M. Angel Vicente	Spain		16	26	1.174	17	
79	Bengtsson Roger	Sweden		16	21	1.156	2	
80	Brola Cosmin	Romania		16	18	746	18	
81	Eekhout Jeffery J.	South-Africa		17	4	1.584	22	
82	Kukielka Mathias	Germany		17	11	1.006	4	
83	Geerlandt Geert	Belgium		17	1	816	14	
84	Melichár Milan	Slovakia		17	5	743	14	
85	Kjerside Elo	Denmark		17	9	618	16	
86	Magnusson Lars-Erik	Sweden		18	5	1.449	8	
87	Galgāci Milos	Slovakia		18	23	735	6	
88	Stepnicka Milan	Czech Republic		18	7	685	8	
89	Stridh Jonas	Sweden		18	7	586	15	
90	Kryuchkov Alexey	Russia		18	8	478	1	

Time
16:44:57

President of Jury



2nd FEEDER World Championship




Watersportbaan - Ghent - Belgium

Date 08-07-2012

Leg nr. 2

INDIVIDUAL CLASSIFICATION



Class. (Day)	Competitor Angling	Team (Nation)	Classification by sector	Fishes	Weight (gr)	Back Number	Note
91	Boiev	Oleg Ukraine		19	4	1.061	2
92	Kulikov	Igor Estonia		19	3	712	16
93	Ourednícek	Jirí Czech Republic		19	9	573	20
94	Baker	Roger Ireland		19	12	383	20
95	Krahman	Aleksei Estonia		19	11	373	6
96	Bromovský	Petr Czech Republic		20	4	709	12
97	Pivavarau	Aliaksandr Belarus		20	15	391	15
98	Nogues Delgado	Sergio Spain		20	7	353	19
99	Balcombe	John Ireland		20	8	324	16
100	Mariotti	Stefano Italy		20	6	127	7
101	Labrador Muñoz	Carlos Spain		21	10	448	7
102	Burckenstock	Patrice France		21	7	350	14
103	Chalupa	Ladislav Czech Republic		21	11	290	5
104	Hojsgaard	Reijn Denmark		21	3	238	5
105	Rozin	Aliaksandr Belarus		21	4	62	3
106	Leese	Paul Ireland		22	15	328	10
107	Noiret	Hervé France		22	4	195	4
108	Da Silva	Jacky France		22	5	146	13
109	Zettl	Andreas Austria		22	1	96	6
110	Zabashta	Dmitri Estonia		22	5	59	15

Time
16:44:57

President of Jury




2nd FEEDER World Championship



Watersportbaan - Ghent - Belgium

Date 08-07-2012 Leg nr. 2

Sector A



Penalties (session)	Competitor Angling	Team (Nation)		Fish Nr.	Weight (gr)	Note	Back Number
1	DE PASCALIS Angelo	Italy		16	14.044		1
2	ROSKAM Henk	Netherland		23	6.396		19
3	VELJKOVIC Dusan	Serbia		5	5.879		22
4	OSIPENKO Oleg	Russia		8	4.941		20
5	FOORD Neville Johan	South-Africa		11	4.880		3
6	NOVÁK János	Hungary		39	3.321		2
7	RINGER Phil	England		6	3.270		9
8	VESELOVSKYI Ihor	Ukraine		6	2.842		18
9	BODEA Marius	Romania		50	2.470		13
10	CARLSSON Patrik	Sweden		31	2.193		11
11	PÎRAU Vladimír	Moldova		24	2.015		7
12	MARTIN Colin	Ireland		30	1.930		10
13	PERCIVAL Timothy	Denmark		9	1.822		21
14	PEER Arthur	Austria		10	1.208		12
15	KRICKE Kurt	Germany		7	1.184		8
16	RODRIGUEZ M. Angel Vicente	Spain		26	1.174		17
17	GEERLANDT Geert	Belgium		1	816		14
18	GALGÁCI Milos	Slovakia		23	735		6
19	KULIKOV Igor	Estonia		3	712		16
20	PIVAVARAU Aliaksandr	Belarus		15	391		15
21	CHALUPA Ladislav	Czech Republic		11	290		5
22	NOIRET Hervé	France		4	195		4

Time
16:45:19

President of Jury




2nd FEEDER World Championship



Watersportbaan - Ghent - Belgium

Date 08-07-2012 Leg nr. 2

Sector B



Penalties (session)	Competitor Angling	Team (Nation)		Fish Nr.	Weight (gr)	Note	Back Number
1	DUMCHEV Andrey	Russia		12	6.021		3
2	BUGLAK Ievgen	Ukraine		6	5.220		11
3	RINGER Steve	England		36	4.564		17
4	NEPOMNJASTSI Oleg	Estonia		4	4.526		4
5	KASPER Anton	Austria		6	4.038		22
6	BEZUIDENHOUT Andre	South-Africa		5	3.601		6
7	CZYBORRA Markus	Germany		6	3.302		13
8	DE PASCALIS Massimiliano	Italy		2	2.381		12
9	ALEXEICO Serghei	Moldova		2	2.336		8
10	DE BRUYN Michel	Belgium		5	2.205		21
11	KOOT Leo	Netherland		12	2.148		1
12	BENZAR Zsolt	Romania		8	1.902		9
13	CUCKIC Sasa	Serbia		2	1.829		7
14	ZELENÁK Milan	Slovakia		28	1.383		18
15	HARDZIYENKA Andrei	Belarus		5	1.322		2
16	VIDÓ Ferenc	Hungary		36	1.319		5
17	KJERSIDE Elo	Denmark		9	618		16
18	STRIDH Jonas	Sweden		7	586		15
19	OURDNÍCEK Jirí	Czech Republic		9	573		20
20	NOGUES DELGADO Sergio	Spain		7	353		19
21	BURCKENSTOCK Patrice	France		7	350		14
22	LEESE Paul	Ireland		15	328		10

Time
16:45:20

President of Jury




2nd FEEDER World Championship



Watersportbaan - Ghent - Belgium

Date 08-07-2012 Leg nr. 2

Sector C



Penalties (session)	Competitor Angling	Team (Nation)		Fish Nr.	Weight (gr)	Note	Back Number
1	STRASHNYI Oleksii	Ukraine		8	7.853		16
2	VAN DER STADT Arnout	Netherland		18	6.566		17
3	HACKL Peter	Austria		10	5.502		22
4	ZAMMATARO Michael	Germany		5	5.005		13
5	MILOŠEVIC Vladan	Serbia		4	4.027		10
6	NÉMETH Balász	Hungary		73	3.787		6
7	PICKERING Tom	England		69	2.821		4
8	FRASENIUC Ivan	Moldova		63	2.687		5
9	WAUTERS Jean Pierre	Belgium		7	2.155		8
10	IVERSEN Carlo	Denmark		15	2.051		11
11	CATHELIN Christophe	France		12	1.744		19
12	RIKARDSSON Inge	Sweden		6	1.578		9
13	BEKKER Frederick R.W	South-Africa		10	1.287		2
14	STEPNICKA Radek	Czech Republic		4	980		12
15	TAMARIT ISABEL Luis	Spain		29	936		21
16	BROLA Cosmin	Romania		18	746		18
17	MELICHĀR Milan	Slovakia		5	743		14
18	KRYUCHKOV Alexey	Russia		8	478		1
19	BAKER Roger	Ireland		12	383		20
20	MARIOTTI Stefano	Italy		6	127		7
21	ROZIN Aliaksandr	Belarus		4	62		3
22	ZABASHTA Dmitri	Estonia		5	59		15

Time
16:45:21

President of Jury




2nd FEEDER World Championship



Watersportbaan - Ghent - Belgium

Date 08-07-2012 Leg nr. 2

Sector D



Penalties (session)	Competitor Angling	Team (Nation)		Fish Nr.	Weight (gr)	Note	Back Number
1	CARUSO Andrea	Italy		8	8.348		19
2	EKKELENKAMP Dirk	Netherland		14	6.535		16
3	FADEEV Alexey	Russia		7	6.496		21
4	DOMÉ Gabor	Hungary		10	6.383		20
5	VIALS Mick	England		18	6.254		17
6	KRAWCZYK Marco	Germany		7	5.031		10
7	MAMALIGA Serghei	Moldova		5	4.685		9
8	SNOECK Jan	Belgium		7	4.650		18
9	ERIKSEN Flemming	Denmark		6	4.408		13
10	LACOMME Daniel	France		11	4.098		11
11	PALIASHCHUK Siarhei	Belarus		6	3.314		4
12	PETRISOR Adrian	Romania		39	2.436		5
13	AGEJEV Aleksandr	Estonia		5	2.349		3
14	KERSLEY Anthony	Ireland		19	2.268		15
15	TODOROVIC Predrag	Serbia		2	1.994		1
16	SYKORA Stanislav	Slovakia		37	1.655		14
17	EEKHOUT Jeffery J.	South-Africa		4	1.584		22
18	MAGNUSSON Lars-Erik	Sweden		5	1.449		8
19	BOIEV Oleg	Ukraine		4	1.061		2
20	BROMOVSKÝ Petr	Czech Republic		4	709		12
21	LABRADOR MUÑOZ Carlos	Spain		10	448		7
22	ZETTL Andreas	Austria		1	96		6

Time
16:45:21

President of Jury




2nd FEEDER World Championship



Watersportbaan - Ghent - Belgium

Date 08-07-2012 Leg nr. 2

Sector E



Penalties (session)	Competitor Angling	Team (Nation)		Fish Nr.	Weight (gr)	Note	Back Number
1	ERDEI Attila	Hungary		34	11.692		17
2	MARCHESE Manuel	Italy		12	10.419		19
3	PONYA Alexander	Slovakia		12	7.729		22
4	DOBREAN Florin	Romania		8	6.814		21
5	RUDEKO Aleksandr	Russia		9	6.484		18
6	SOKALAU Siarhei	Belarus		5	5.238		14
7	BARLOW Dean	England		9	5.220		3
8	ANGERER Kurt	Austria		6	5.162		11
9	GRANADOS L. Antonio	Spain		6	4.813		20
10	VAN DER WILLIK Peter	Netherland		24	3.932		10
11	WILLEMSE Casper J.	South-Africa		4	3.806		15
12	KOSTADINOVIC Nenad	Serbia		4	3.264		7
13	VAN WAELDEREN Franck	Belgium		5	3.139		12
14	LEVYTSKYI Oleg	Ukraine		4	2.503		9
15	URSU Vladimir	Moldova		32	1.750		1
16	BENGTSSON Roger	Sweden		21	1.156		2
17	KUKIELKA Mathias	Germany		11	1.006		4
18	STEPNICKA Milan	Czech Republic		7	685		8
19	KRAHMAN Aleksei	Estonia		11	373		6
20	BALCOMBE John	Ireland		8	324		16
21	HOJSGAARD Reijn	Denmark		3	238		5
22	DA SILVA Jacky	France		5	146		13

Time
16:45:22

President of Jury